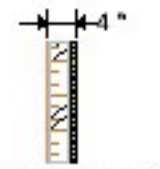
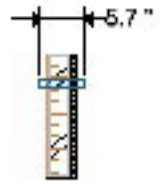
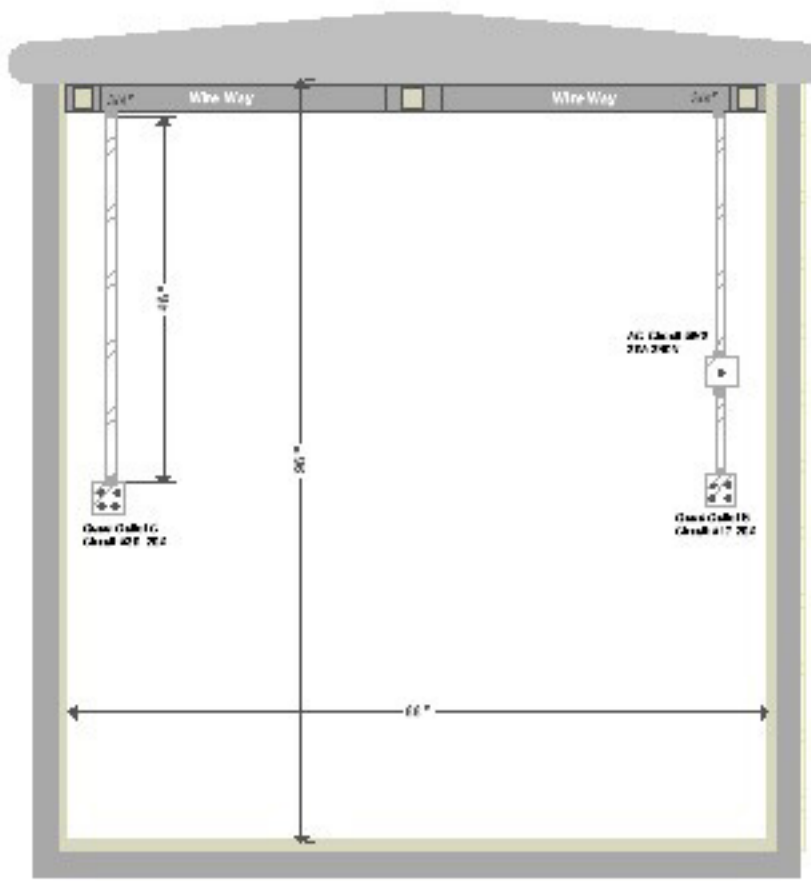



A WALL



Outside wall penetration



Standard AC :TTW Gibson 10K

- Options:  
 #1 Self Install 12K Mini Split  
 #2 Bard 1T HVAC

Note: This is the A Wall standard shelter configuration for our 8x8x12' stocked shelters.

Issue Date WALL A Review Electrical Installation		<b>NHBSshelters</b>	
TITLE <b>8' x 12' Shelter</b> WALL A			
DESIGNED C	DRAWN C	PROJECT NO. NHB-00-00012A	REV. 1 of 3
CHECKED C	APPROVED CCH	DATE 1/1/11	PAGE 1 of 3

A-WALL -1